


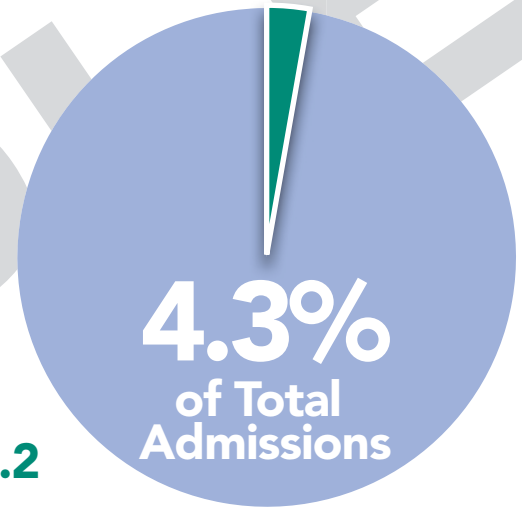


# Disclosure Information 2021

## Diagnostic Specific: Parkinson's Disease




**54**  
Total Patients  
Average Age: **76.2**



	Facility Average	National Average
Length of Stay (days)	<b>15.1</b>	12.8

Discharge Destination	Facility Average	National Average
Home Setting	<b>85.2%</b>	84.8%
Skilled Nursing	9.3%	9.9%
Return to Hospital	5.6%	5.1%



## Average Treatment Time

All patient programs are individually developed based on each patient's unique needs. Program schedules may vary from patient to patient dependent upon diagnosis, estimated length of stay, activity tolerance, previous functional level, and functional goals. The discipline is based on your individual needs. There are some services, such as speech therapy or psychological services, that you may not need. Your physician, case manager, and therapists will discuss your individualized plan of care with you. Patients must be able to participate in three or more hours of therapy each day for at least five days per week.

### 1-2 hours/day:

- Physical Therapy
- Occupational Therapy

### As Needed:

- Speech Therapy
- Psychological Services



## Quality

One-on-one time spent with your therapists is time well spent. Our therapy services are tailored to your specific needs so that you can accomplish your goals faster. Your therapy time is focused on you alone and enhancing your functional improvement, with the goal of you leaving here feeling confident and ready to return home. The higher the functional improvement score, the better.\*



Quality	Facility Average	National Average
New or Worsened Pressure Ulcers	1.9%	0.8%
Functional Improvement*	37.9	41.3



Reading Hospital  
Rehabilitation at Wyomissing

Advancing Health. Transforming Lives.